

WHITE LINER

Route Map from International Terminal to Domestic Terminal

Please use the escalator or elevator located between Departure Gates C and D to get to our 1F White Liner Domestic Tour Desk Counter.

Careful! Use only the escalator or elevator as indicated by ○. Escalator or elevator indicated by ✕ will NOT connect you to our White Liner Domestic Tour Desk Counter.

Go in the opposite direction (④→①) if going from domestic terminal to international terminal.

Please see attachments for detailed map of each terminal

International Terminal map [Attachment 1](#)

Domestic Terminal map [Attachment 2](#)

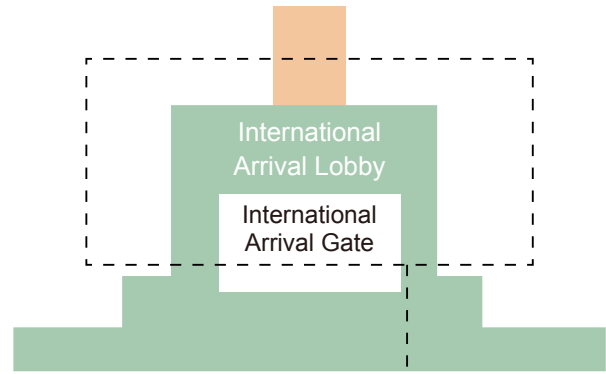
- ① Connecting Passage from 2F International Terminal
- ② Walk along Connecting Passage to Domestic Terminal
- ③ Go past Shopping World and Center Plaza and turn right at Departure Gate C
- ④ Use only the escalator or elevator in front of JAL Departure Gate D



Attachment 1

International Terminal Arrival Lobby Map

International Terminal



New Chitose Airport Terminal **2F**



Walk along the Connecting Passage to Domestic Terminal (Departure Gate C)



Connecting Passage to Domestic Terminal

White Liner Counter

GODSPORTS Bus 9213
WHITE-LINER Check In Desk

Tour Desk A

SKI JAPAN

JTB

Information

International Arrival Lobby

LAWSON

Currency Exchange
Travelex

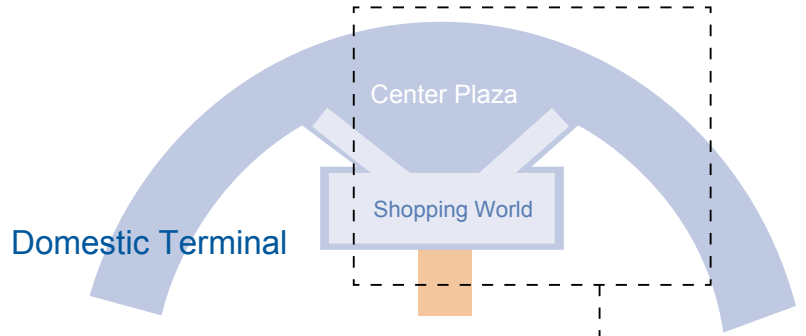
HOKKAIDO
Tour Desk
Resort Liner

Wi-Fi
Rental

International Arrival Gate

Attachment 2

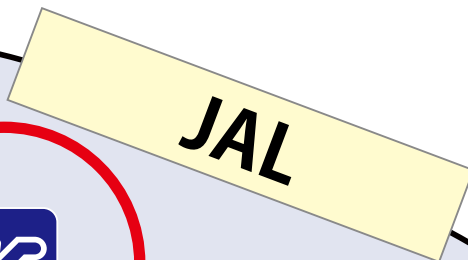
Domestic Terminal Departure Gate C • D Area Map



New Chitose Airport Terminal 2F

Departure Gate C

This escalator in front of the JAL Counter is convenient if you don't have much luggage.



Departure Gate D

Do NOT use this Center Plaza glass elevator.
This does NOT connect to our White Liner Counter.

Center Plaza

- Cafe Terrace Boren
- Kitanomikaku Suzuhana
- SKY SHOP OGASAWARA
- SOMES SADDLE
- Books Kinokuniya
- SORABEN DOJOU SOEN
- BLUE SKY
- Samantha Thavasa Sweets & Travel
- Wakasaimo
- Marui Imai

- Snow Shop
- UNIQLO

TOKYU Department Store Shop

HASHIBA

- AIR-MAMI
- Pokemon Store

- Otaru Canalside Glass Factory
- Airport Shop Showa

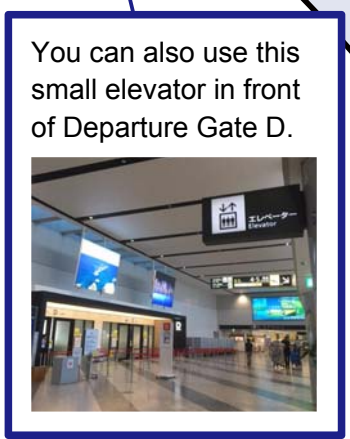
Haskap

- Ryugetsu Sanporoku Studio
- Morimoto

Hokkaido Kitaren

KINOTOYA

Shopping World



Connecting Passage

Careful! Use only the escalator or elevator as indicated by ○. Escalators, elevators, or stairs indicated by ✕ will NOT connect you to our White Liner Domestic Tour Desk Counter.